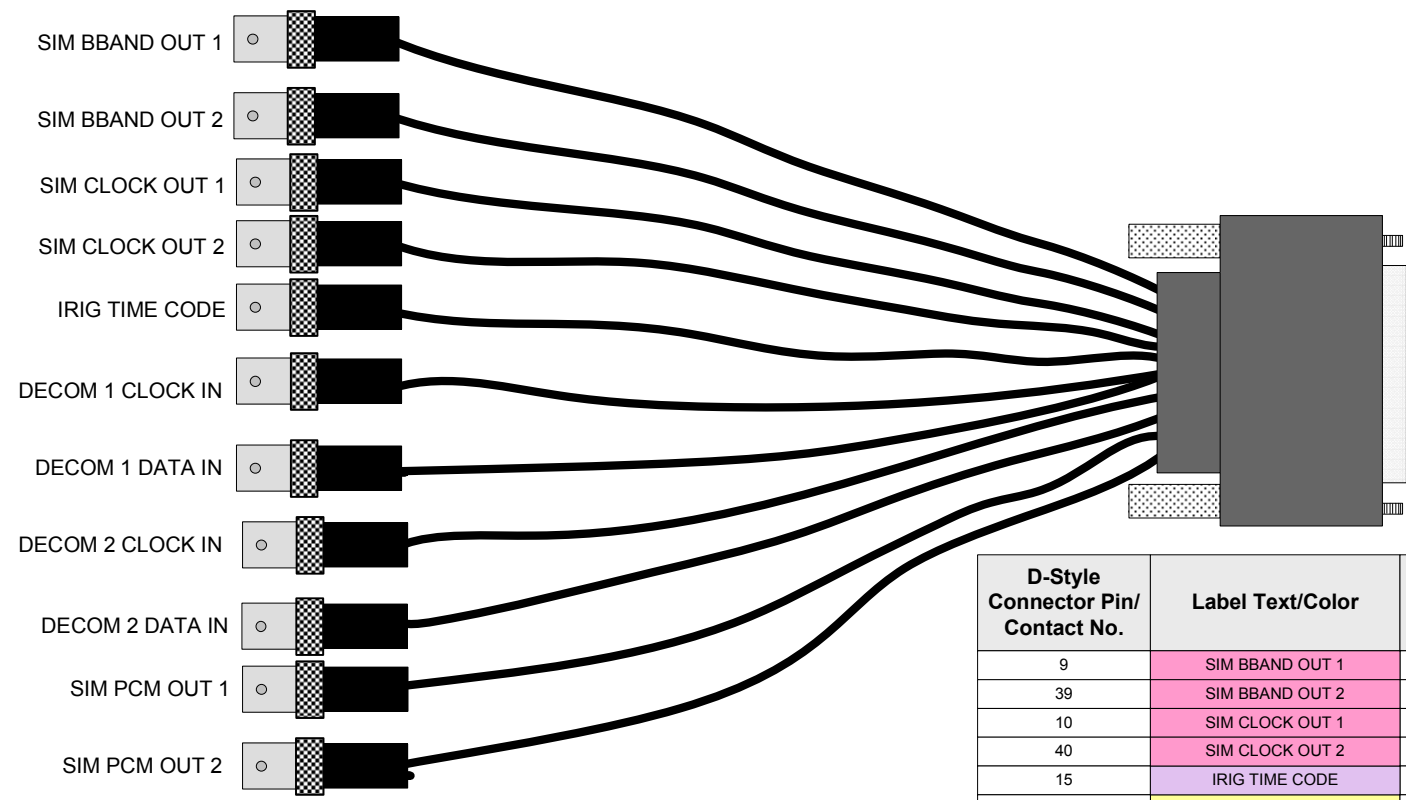


Date	Revision History



HD44 D-Style
Male Plug
w / Thumb Screws

D-Style Connector Pin/ Contact No.	Label Text/Color	Pigtail Type	Signal Details
9	SIM BBAND OUT 1	BNC-F	SIM BASEBAND OUTPUT 1
39	SIM BBAND OUT 2	BNC-F	SIM BASEBAND OUTPUT 2
10	SIM CLOCK OUT 1	BNC-F	SIM CLOCK OUTPUT 1
40	SIM CLOCK OUT 2	BNC-F	SIM CLOCK OUTPUT 2
15	IRIG TIME CODE	BNC-F	IRIG TIME CODE INPUT/OUTPUT
1	DECOM 1 CLOCK IN	BNC-F	DECOM 1 CLOCK IN
2	DECOM 1 DATA IN	BNC-F	DECOM 1 DATA IN
31	DECOM 2 CLOCK IN	BNC-F	DECOM 2 CLOCK IN
32	DECOM 2 DATA IN	BNC-F	DECOM 2 DATA IN
12	SIM PCM OUT 1	BNC-F	SIM PCM OUTPUT 1
42	SIM PCM OUT 2	BNC-F	SIM PCM OUTPUT 2
16,17,20,21,22,23,24, 25,26,29,	(N/A)	(N/A)	Ground

REFER to Sheet 2 for required board shunt and switch positions

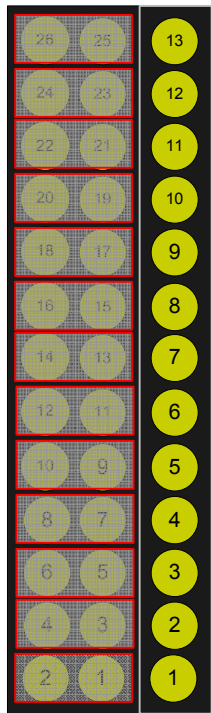
Assembly Notes:

- 1.) Apply signal labels near connector end of cable pigtails and secure with clear heat shrink.
- 2.) All signal cable pigtails to be constructed from RG-174, approximately 12" in length.
- 3.) Apply LS55DD label to one side of D-connector housing and C0550105 to the other side.

Lumistar Inc. 2270 Camino Vida Robles, Suite L Carlsbad, CA 92011 (760) 431-2181		
Title: LS55DD w/o LS40 Interface Cable Assembly Drawing		
Size A	Document Number: C0550105	REV -
07/17/2014		Sheet 1 of 2


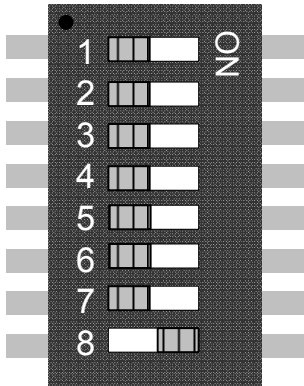
LS55P2 wo/Bit Sync J1 Pinout - (TTL I/O Selected)

Configuration Header E1

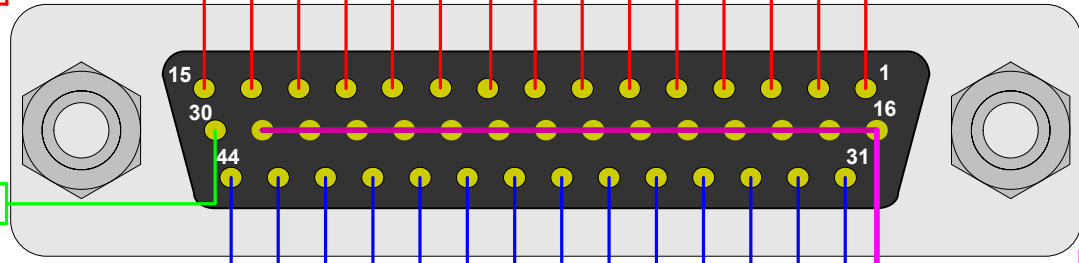


E1A E1B

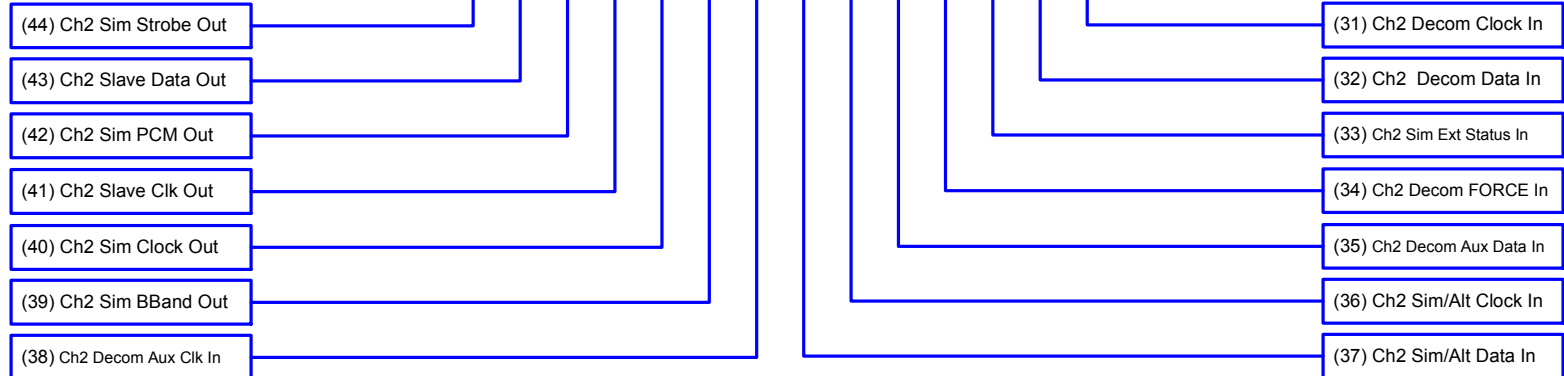
Switch S1



IRIG Time 1PPS In(100Ω)



Ground



Lumistar Inc. 2270 Camino Vida Robles, Suite L Carlsbad, CA 92011 (760) 431-2181		
Title: LS55DD w/o LS40 Interface Cable Assembly Drawing		
Size A	Document Number: C0550105	REV -
07/17/2014		Sheet 2 of 2