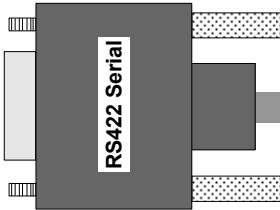


←————— Approx. 24" —————→

SEE NOTES BELOW

2x10 Connector Contact No.	Signal Name	DE9-1 Pin No.
16	RXD-	1
14	RXD+	2
20	TXD +	3
18	TXD-	4
12	GND	5

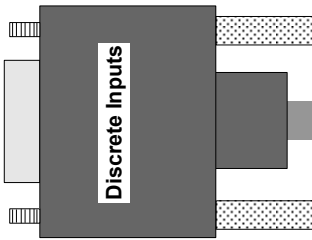
D9 Female
w/Backshell and
thumbscrews



2x10 2.54mm Connector
(TYCO-102387-4)
(TYCO-6-87756-7 Sockets)


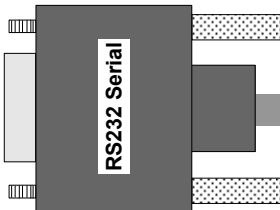
2x10 Connector Contact No.	Signal Name	HD15 Pin No.
7	Discrete Input 1	1
8	Discrete Input 2	2
9	Discrete Input 3	3
10	Discrete Input 4	4
12	Discrete Return	6-10

HD15 Female
w/Backshell and
thumbscrews



2x10 Connector Contact No.	Signal Name	DE9-1 Pin No.
1	RXD Serial Interface A	3
2	TXD Serial Interface A	2
3	GND	5

D9 Female
w/Backshell and
thumbscrews



Assembly Notes:

- 1.) Apply signal label with cable assembly part near connector end of cable pigtails and secure with clear heat shrink.
- 2.) Signal cable for RS422 Interface constructed of Allied 1524 cable. Mark cable end backshell with "RS422 Serial" label.
- 3.) Signal cable for Discrete Select signals constructed of Allied 1524 cable. Mark cable backshell with "Discrete Inputs" label.
- 4.) Signal cable for RS232 interface constructed of Allied 5026 cable. Mark cable end backshell with "RS232 Serial" label.

Lumistar Inc 2270 Camino Vida Roble, Suite L Carlsbad, CA 92011 (760) 431-2181		
Title: LS27B Interface Cable Assembly Drawing - RS232/RS422/Discret		
Size A	Document Number: <p style="text-align: center;">C27B0005 R1</p>	REV -
Date: 03 March 2018		Sheet 1 of 1